

Quote for: South Y-W, Joe's Colorado / RMEV REMOUNT DEMO  
Dealer: RMEV / Troy Allen  
Serial #110800SAD

**Remount Quote**

Date: 5-7-14                      Revised: 7/15/14

Base Remount

2014 E-450 Chassis

No Chassis Trade & Handling - Includes unloading body off of Transport truck and loading onto temporary chassis for transporting in plant.

**Exterior:**

- 1 Upgrade all emergency lighting to 900 Series LED
- 2 Change tail light to LED (Weld holes shut) 600 Series Brake/Turns & Back up lights
- 3 Add (4) 900 Series LED on Front of module - R/B/R/C/B/R/B
- 4 Add 600 LED Arrow Turn signals below the outer 900 series lights on front wall
- 5 Weld Holes Shut from Light bar pods - **Ship Loose lightbar**
- 6 Change Grill Lights to LINZ6 LED - (1)R (1)B Clear Lens
- 7 Change Intersection lights to Red 700 Series LED
- 8 Weld All old square clearance light holes shut and replace with LED Weldon  
Front Slimline added - Rear will have (3) LED Weldons
- 9 Upgrade to Whelen Dual Amp siren system - #295HFSA7
- 10 Add Double Door Latches on Comp Doors
- 11 **Do Not** - re-install the tow eyes
- 12 Upgrade to new style license plate housing

**Interior:**

- 1 Upgrade electrical system to HED Touch Pad
- 2 Add second rear touch pad system on CS wall - Ahead of window in upper corner
- 3 Change rear dump switch to door lock switch
- 4 Replace All vinyl cushions - **Lapis Blue** - Remove Post/Wheel Cups
- 5 Flooring - Londeck Sand 934 Moondust
- 6 Tec Niq Dome lights (7)
- 7 Change the Countertops to Platinum and accent stripe of colbalt
- 8 Install a 24 hr Analog Battery clock at the rear wall foot end of squad bench

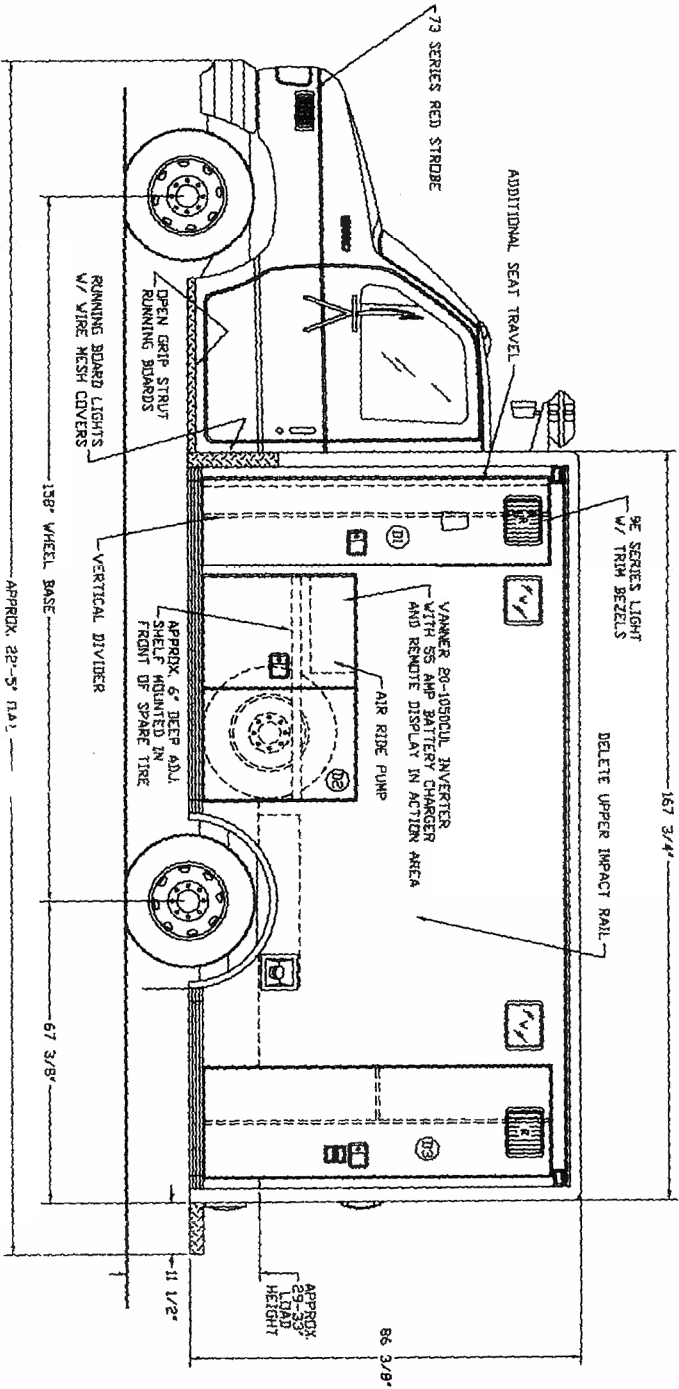
**Paint & Lettering:**

- 1 Paint All White

<b>Grand Total</b>
--------------------

"Pricing Good 60 Days After Quoting"

SJ



STREET SIDE

COMP. I.	INTERIOR HEIGHT	PASS-THRU HEIGHT	INTERIOR WIDTH	PASS-THRU WIDTH	DEPTH	DESCRIPTION
D1	76"	75"	17 1/2"	15"	19 1/4"	74" TANK STORAGE
D2	34"	35"	30 1/2"	43"	19 1/4"	BACKWARD STORAGE
D3	76"	75"	24 1/2"	20"	19 1/4"	BACKWARD STORAGE

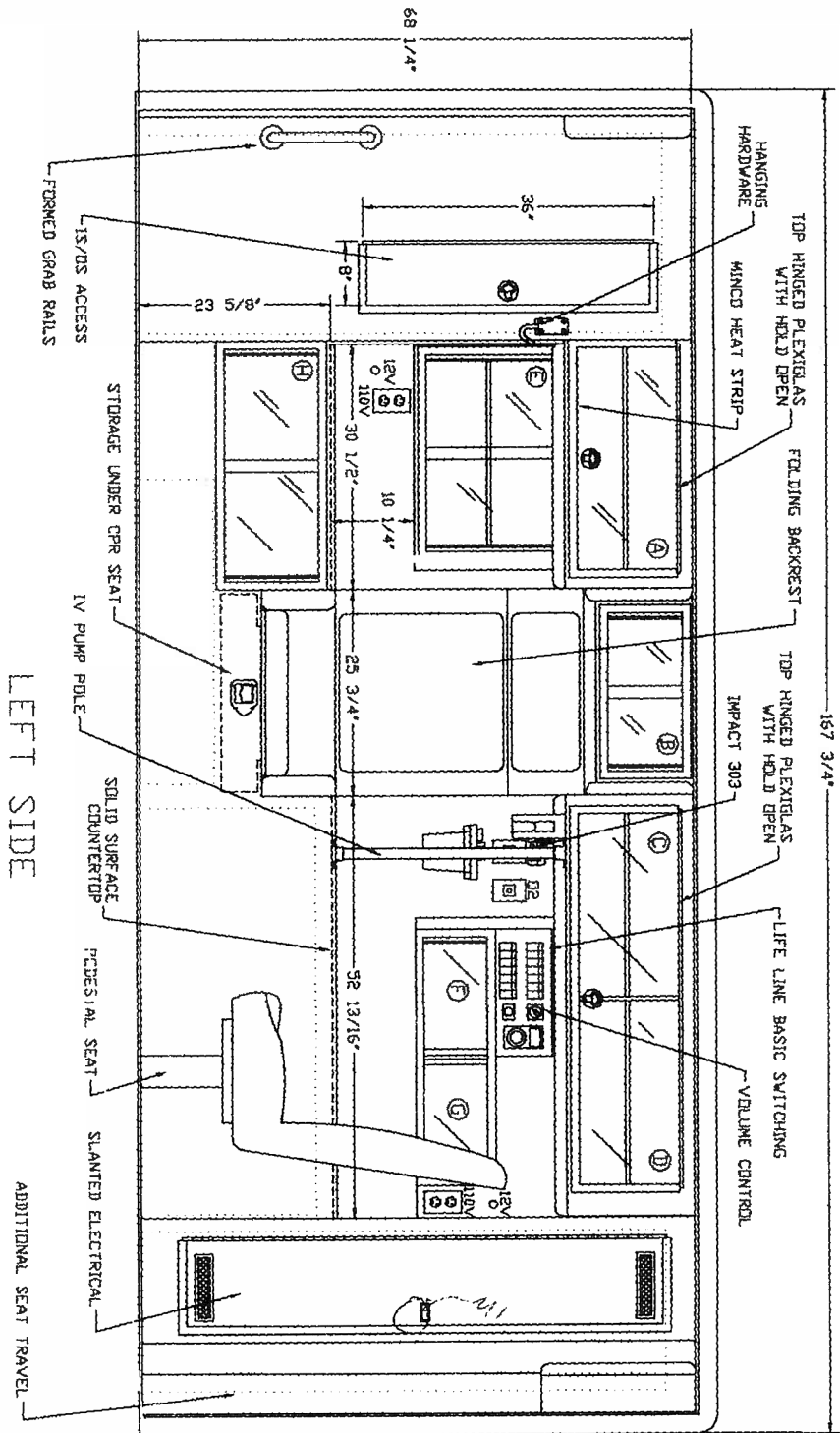
E-450 V/ GRANNING AIR RIDE SUSPENSION

**Life Line**  
EMERGENCY VEHICLES  
COMPUTER DESIGNED

167 SUPERABO FSD 68 HEADROOM  
FOR SOUTH Y-W AMBULANCE SERVICE

SCALE: 1" = 32"  
DATE: 11-11-99  
DRAWN BY: R.B.  
REVIEWED: 11-17-99  
APPROVED BY: DRNG NO. 11005A-11

DR  
SER



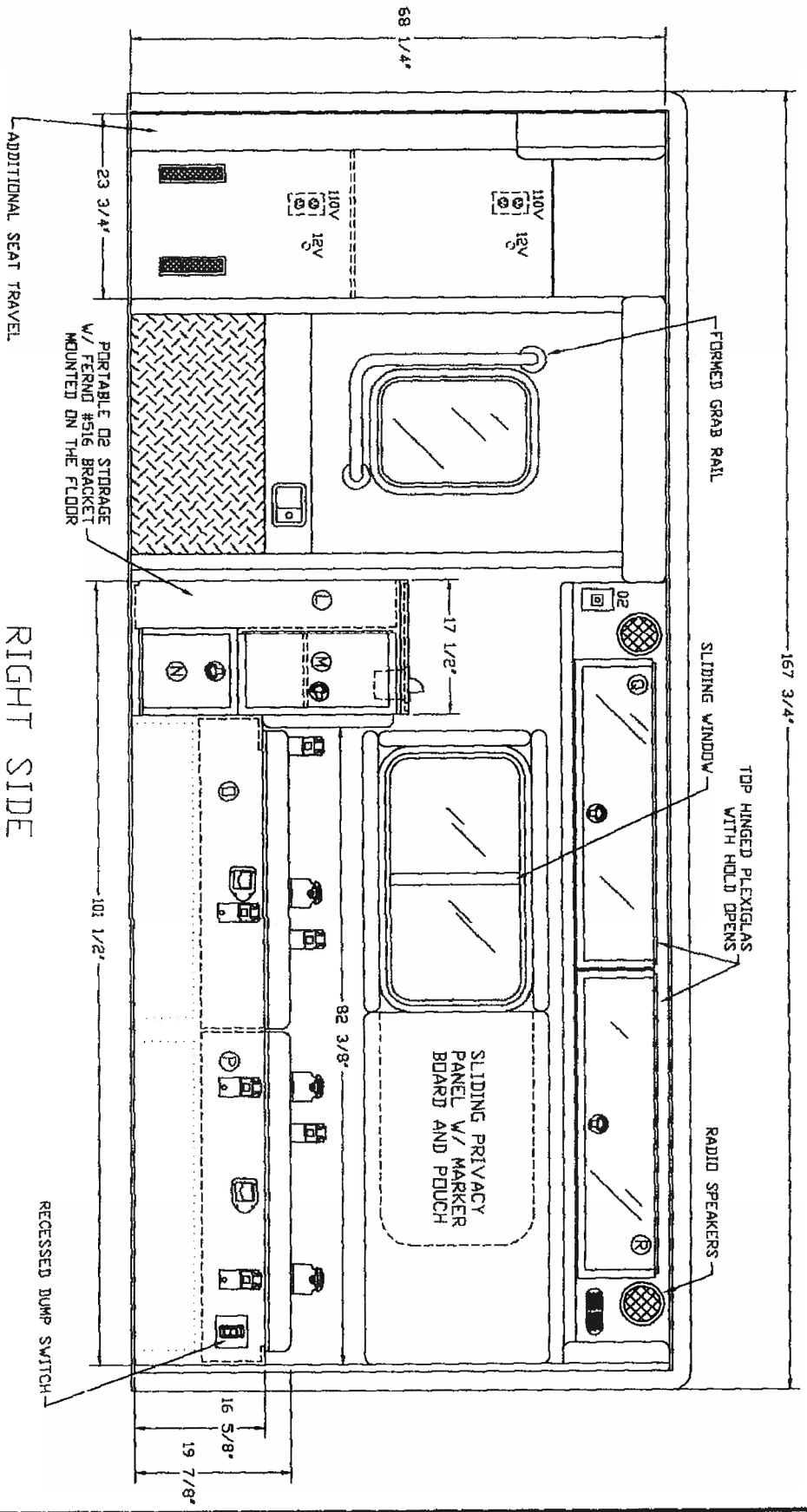
LEFT SIDE

MEASUREMENTS GIVEN ARE ESTIMATED INTERIOR COMPARTMENT DIMENSIONS.

CABINET HEIGHT	WIDTH	DEPTH	DESCRIPTION
A 14 3/4"	30"	19 3/4"	STORAGE
B 11"	24 1/2"	4 1/2"	STORAGE
C 14 3/4"	24 5/8"	19 3/4"	STORAGE
D 14 3/4"	24 11/16"	19 3/4"	STORAGE
E 17 1/2"	27 3/4"	8 1/2"	STORAGE
F 9"	15 1/2"	4 1/2"	STORAGE
G 9"	15 9/16"	4 1/2"	STORAGE
H 12 5/8"	30"	19 3/4"	STORAGE

**Life Line**  
 EMERGENCY VEHICLES  
 COMPUTER DESIGNED  
 167" SUPERABO FSD 68" HEADROOM  
 FOR SOUTH Y-W AMBULANCE SERVICE

SCALE: 1 = 19.5  
 DATE: 11-11-99  
 DRAWN BY: R.B./R.S.  
 APPROVED BY: [Signature]



RIGHT SIDE

MEASUREMENTS GIVEN ARE ESTIMATED INTERIOR COMPARTMENT DIMENSIONS.

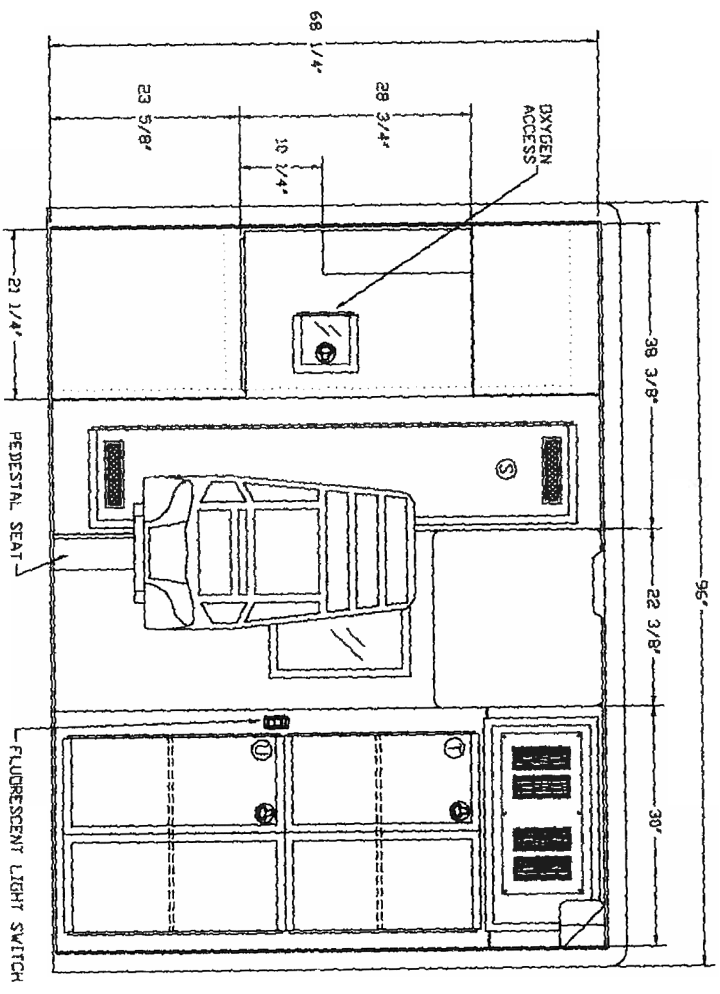
CABINET	HEIGHT	WIDTH	DEPTH	DESCRIPTION
L	33 1/4"	18 3/4"	5 1/2"	STORAGE
M	19 3/4"	10 1/2"	18 3/4"	STORAGE
N	13"	10 1/2"	18 3/4"	STORAGE
D	7 9/16"	41"	18 3/4"	STORAGE
P	7 9/16"	40"	18 3/4"	STORAGE
G	11"	39 3/8"	4 1/2"	STORAGE
R	11"	39 3/8"	4 1/2"	STORAGE

**Life W Line**  
**EMERGENCY VEHICLES**  
**COMPUTER DESIGNED**

**167" SUPERABO ESD 68" HEADROOM**  
**FOR SOUTH W AMBULANCE SERVICE**

SCALE: 1 = 195  
 DATE: 11-11-99  
 APPROVED BY: \_\_\_\_\_

DRAWN BY: R.B.  
 REVISED 11-17-99  
 DRWG NO 11085A11



FRONT VIEW

MEASUREMENTS GIVEN ARE ESTIMATED INTERIOR COMPARTMENT DIMENSIONS.

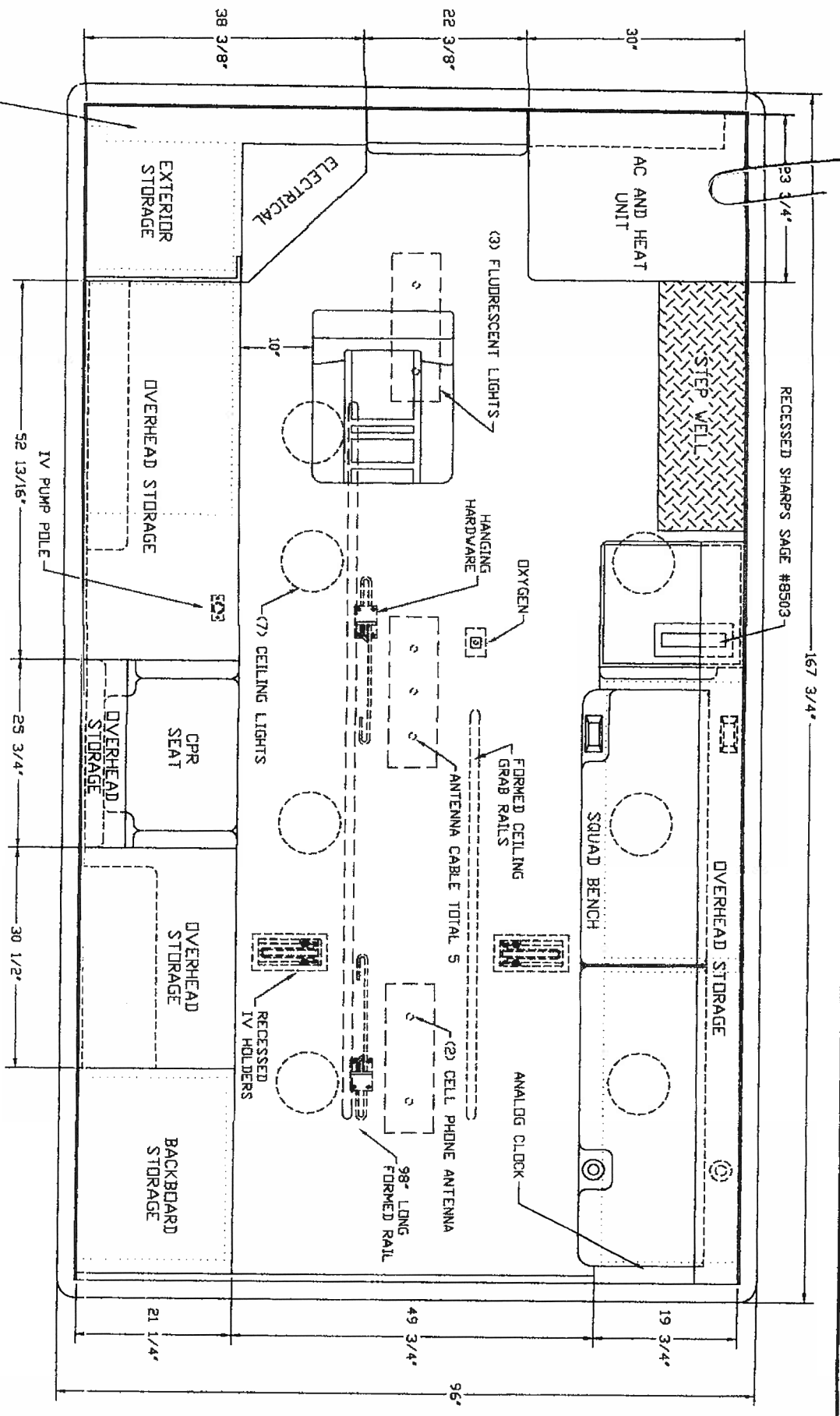
CABINET	HEIGHT	WIDTH	DEPTH	DESCRIPTION
S	67 3/4"	16"	7 7/8"	ELECTRICAL
T	24 3/4"	26"	17 3/4"	STORAGE
U	28"	26"	17 3/4"	STORAGE

**Life M Line**  
 EMERGENCY VEHICLES  
 COMPUTER DESIGNED

**167" SUPERARO ESD 68" HEADROOM  
 FOR SOUTH-WEST AMBULANCE SERVICE**

SCALE: 1 = 19.5  
 DATE: 11-11-99  
 APPROVED BY: [Signature]

DRAWN BY: R.B.  
 REVISED: 11-17-99  
 DRAWG NO. 1108SADI

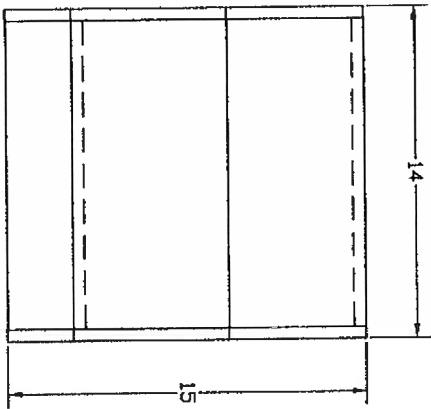


ADDITIONAL SEAT TRAVEL

# OVERHEAD VIEW

<b>Life Line</b>	
<b>EMERGENCY VEHICLES</b>	
<b>COMPUTER DESIGNED</b>	
<b>167" SUPERABRO ESD 68" HEADROOM</b>	
<b>FOR SOUTH Y-W AMBULANCE SERVICE</b>	
SCALE: 1 = 19.5	DRAWN BY: R.B./R.S.
DATE: 11-11-99	REVISED: 11-19-99
APPROVED BY:	DRWG NO. 1108SADI

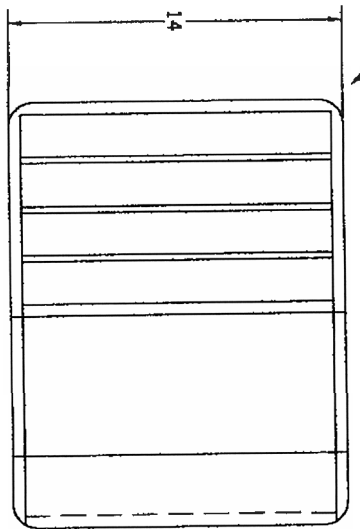
FORMICA: STORM



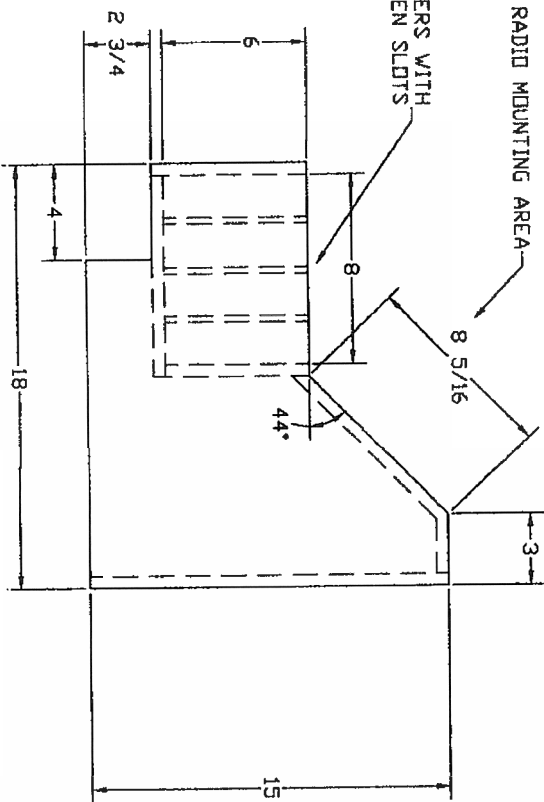
REAR VIEW

RADIUS ALL 4 CORNERS

TOP VIEW



3-PLEXIGLASS DIVIDERS WITH 1-13/16" IN BETWEEN SLOTS



SIDE VIEW

Switch Panel location dog house?

<b>Life Line</b>	
EMERGENCY VEHICLES	
COMPUTER DESIGNED	
CONSOLE FOR SOUTH Y-W AMBULANCE SERVICE	
SCALE:	DRAWN BY: R.S.
DATE: 11-17-99	REVISED: ---
APPROVED BY:	DRAWING NUMBER
	108-CLIN